

Optimizing the Nitrogen/Potassium Balance for High Quality Spinach

By Lin Xianyong and Zhang Yongsong

Researchers determined how nitrogen (N) and potassium (K) supply can be managed to maximize vitamin C in spinach while minimizing both nitrate (NO_3^-) and oxalate accumulation.

Ascorbate (vitamin C), NO_3^- , and oxalate are three major quality-related compounds present in high quantities in spinach, a frequently consumed vegetable in China. Research indicates that vitamin C in its reduced form functions as an important antioxidant, whereas NO_3^- and oxalate have adverse effects on human health when present in high concentrations.

In the human body, NO_3^- is enzymatically reduced to nitrite (NO_2^-) which, in combination with amine compounds from other foods, can form nitrosamine, a carcinogen. Excess intake of oxalate can increase the risk of developing kidney stones and can also contribute to calcium (Ca) deficiency in humans. Little is known about how N and K supply can influence the plant concentrations of these three compounds. However, it may be possible that proper management of plant nutrients is key to producing spinach with low NO_3^- and oxalate contents while maintaining high vitamin C content.

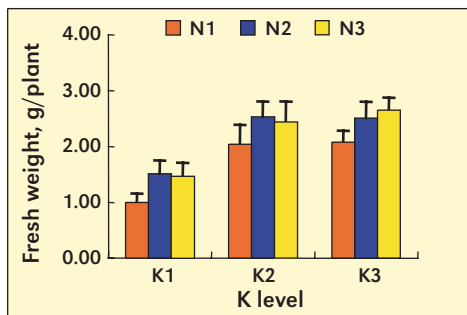
Spinach was greenhouse grown at Zhejiang University using three N levels... N_1 (4.0 mmol/L), N_2 (8.0 mmol/L), and N_3 (12.0 mmol/L), and three K levels... K_1 (0.5 mmol/L), K_2 (4.0 mmol/L), K_3 (8.0 mmol/L). Hoagland nutrient solution was used to prepare the nutrient solutions. Nitrogen was supplied as $\text{Ca}(\text{NO}_3)_2$ and NaNO_3 , and K as K_2SO_4 . Spinach seeds were germinated and planted in sand and, after growing to about 5 mm in length, the seedlings were transferred to the above hydroponic culture solution. Nitrate, oxalate, and vitamin C contents of the leaf tissue were determined as plant tissue matured.

Both N and K influenced the fresh weight of spinach seedlings (Figure 1). At the same K level, biomass increased with N rate up to 8 mmol/L. At the same N level, the lowest K rate produced the smallest amount of fresh weight and this increased with K rate up to 4 mmol/L.

The effect of N on NO_3^- content was similar for both the leaves and petioles (Figure 2). Concentrations increased up to the N_2 level with the highest N input level having little additional effect with the exception of a large increase in petiole NO_3^- concentration in plants, also grown under the K_1 level. Potassium showed a similar influence on NO_3^- accumulation although a large



Figure 1. Effects of N and K level on fresh weight of spinach seedling.



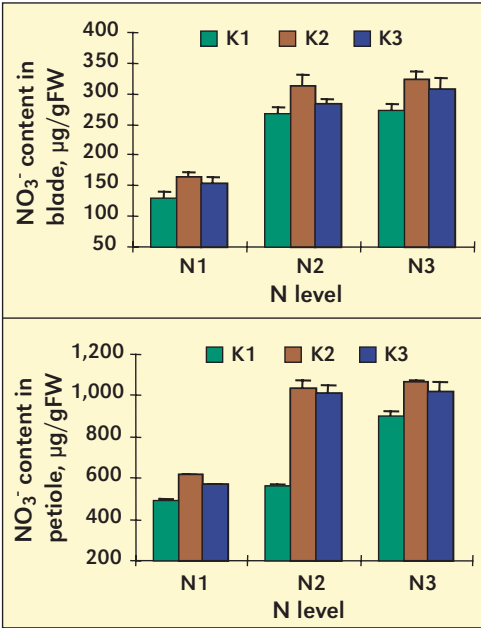


Figure 2. Effects of N and K level on NO₃⁻ content in blade and petiole of spinach seedling.

increase in nitrate was observed as K supply increased from 0.5mmol/L to 4mmol/L. A further increase in K supply to 8mmol/L caused incidences of reduced NO₃⁻ content in the leaf (N₂K₃) and petiole (N₁K₃) indicating that higher K supplies favored plant NO₃⁻ assimilation.

Nitrite contents of the leaf and petiole were also affected by N and K supply (Figure 3). At the same N level, NO₂⁻ contents of both plant parts decreased greatly as K supply increased. Comparisons across the same K level show that NO₂⁻ contents in both plant parts increased greatly at the N₂ level, but further N input showed no further increase in NO₂⁻ contents and actually showed cases of decreased NO₂⁻ content. Note that elevated K supply lowered the potential for NO₂⁻ accumulation in both plant parts, especially under the highest N input levels.

Oxalate Content

The effect of selected N and K input combinations on plant oxalate concentration was blurred by variability between replicates (Figure 4). However, comparing means across the same K input level, leaf blade oxalate concentration was suppressed in the N₂K₁, N₂K₂, and N₂K₃ treatments. Thus, a threshold balance between N and K is suggested to exist and an optimal combination will lower oxalate concentrations in spinach plant tissue.

Variation in vitamin C content was large and limited the ability to identify strong trends (Figure 5). Although differences were found across each level of K input, results were mixed. Com-

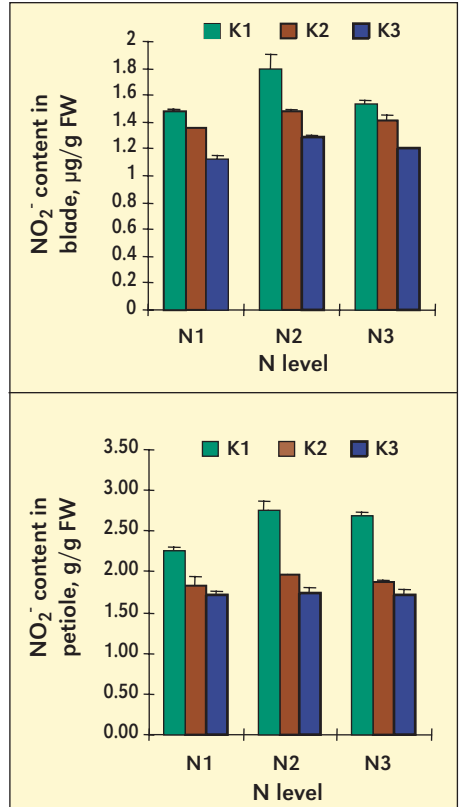
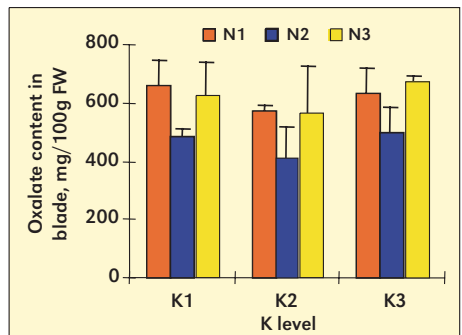


Figure 3. Effects of N and K level on NO₂⁻ content of spinach seedling.

Figure 4. Effects of N and K level on oxalate content of spinach seedling.



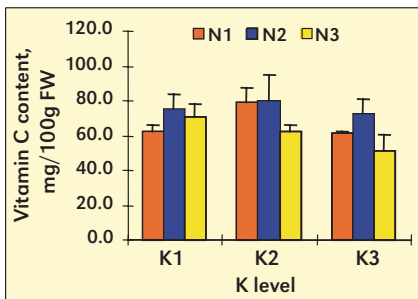


Figure 5. Effects of N and K level on vitamin C content of spinach seedlings.

N and K strongly influences both yield and the nutritional quality of spinach. An optimal N and K level and ratio, in this case 8 mmol N/L and 4 mmol K/L, were essential for spinach to achieve good biomass yields while minimizing tissue NO_3^- and NO_2^- . It is apparent that plant oxalate and vitamin C can be positively affected through optimized N and K nutrition...and in this case, lower leaf blade oxalate concentration was associated with higher vitamin C concentration. Thus, the goal of producing high quality spinach can be consistent with a high yield strategy. **BC**


comparisons across means with the same N input level also produced three distinct responses. Nonetheless, vitamin C concentration of spinach tissue does seem to depend on N and K supply, and conditions of excess nutrient supply may result in a dilution effect.

Conclusions

This research affirms that a balanced supply of

N and K strongly influences both yield and the nutritional quality of spinach. An optimal N and K level and ratio, in this case 8 mmol N/L and 4 mmol K/L, were essential for spinach to achieve good biomass yields while minimizing tissue NO_3^- and NO_2^- . It is apparent that plant oxalate and vitamin C can be positively affected through optimized N and K nutrition...and in this case, lower leaf blade oxalate concentration was associated with higher vitamin C concentration. Thus, the goal of producing high quality spinach can be consistent with a high yield strategy. **BC**

The authors are Professors with the College of Natural Resource and Environmental Sciences, Zhejiang University, Hangzhou, 310029, PR China; e-mail: xylin@zju.edu.cn.



Oil Palm: Nutrient Disorders and Nutrient Management—Pocket Guide

A new edition of the pocket-sized guide book for identifying nutrient deficiencies in oil palm is now available. The full-color publication has been completely revised and now includes an extensive color annex with diagnostic keys and photos for identifying deficiencies in oil palm and legume cover plants.

Authors of the new publication are Dr. T. Fairhurst, Dr. J.P. Caliman, Dr. R. Härdter, and Dr. Christian Witt, Director of the PPI/PPIC-IPI Southeast Asia Program (SEAP). It is based on Volume 7 of the Oil Palm Series published by SEAP.

Using a new format, the content is presented in two sections—the main text has been extensively revised, while the new color annex section provides a quick summary of the main text. Color coded-tabs enable fast cross-referencing between the two sections. The main text section contains 67 pages, including information on field monitoring, nutrient deficiency symptoms, nutrient disorders, and reference tables. The color annex contains 51 pages with diagnostic keys and color photographs for identifying nutrient deficiencies, diseases and disorders, and other important field management practices.

The price for the publication is US\$9.00 (Singapore\$15.00). For more information, contact: PPI/PPIC-IPI Southeast Asia Program, 126 Watten Estate Road, Singapore 287599; fax +65 6467 0416 (Attn: Doris Tan). Additional details and an order form are also available at the website: >www.ppi-ppic-ipi.org<. **BC**