

Soil Potassium in Uruguay: Current Situation and Future Prospects

By Mónica Barbazán, Carlos Bautes, Licy Beux, J. Martín Bordoli, Alvaro Califra, Juan D. Cano, Amabelia del Pino, Oswaldo Ernst, Adriana García, Fernando García, Sebastián Mazzilli, and Andrés Quincke

Recent field research in Uruguay has revealed K deficiencies in the main field crops of the country. A preliminary survey indicates that almost 5 M ha would be deficient in K. A critical soil test K (STK) level of 0.34 meq/100g (133 ppm) has been estimated based on 50 field trials conducted on the six primary field crops.

Efforts to understand K dynamics in soils of Uruguay have been scarce compared with those that have measured soil N and P dynamics. These latter studies have already been conducted for numerous cropping situations and systems. Historically, soil P experimentation has had a much higher priority over K (Figure 1).

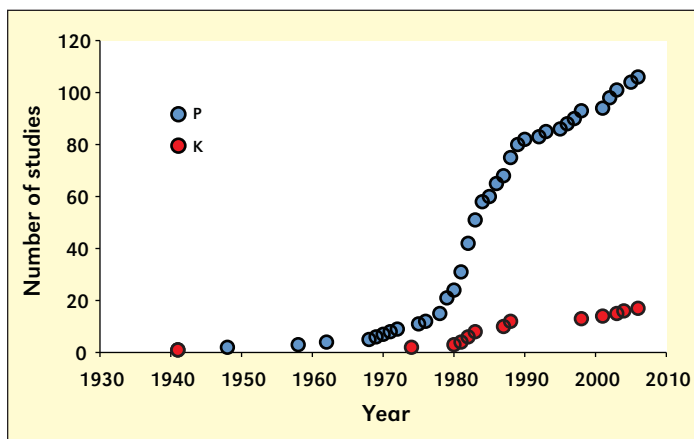


Figure 1. Number of P and K studies in Uruguay for grain crops and forages made between 1950 and 2010.

Earlier studies on crop response to K fertilization have been done for those with high K requirements such as sugarcane, sugar beet, potato, onion, and cotton. Some guidelines for fertilizer recommendations, based on soil type, have also been established (Oudri et al., 1976). In grain crops, the first K studies were made in the 1960s where K responses were observed in wheat grown in soils developed from cretaceous sandstones (Moir and Reynaert, 1962; Castro, 1965). Two decades later, a few studies in soybean showed little or no K response in Uruguay's northeastern soils (Docampo et al., 1981; Marella et al., 1981; Colombo and Collares, 1982; Pereira et al., 1983).

The lack of K studies has likely been due to the development of agriculture on high K soils under conventional tillage, and crop rotations that included pastures, which resulted in no K fertilizer recommendations. Potassium fertilization was recommended only below 0.30 meq/100g (117 ppm), following references from the U.S. Corn Belt, which reported low K response probability with STK levels over 0.23 to 0.33 meq/100g (90 to 130 ppm) in soybean and maize under conventional tillage (Voss, 1982).

More recently, Morón and Baethgen (1996) and Barbazán et al. (2007) reported some cases of K deficiency symptoms in

soils with low STK in maize and *Lotus corniculatus* L. Moreover, the increasingly frequent occurrence of visual symptoms of K deficiency, confirmed by plant analysis, has led to more specific studies showing K responses in several crops (Almada, 2006; Cano et al., 2007, 2009; Bautes et al., 2009; García et al., 2009). Determining a critical STK level for a wide range of situations has been a key challenge. Barbazán et al. (2010, 2011) summarized 50 recent studies (which had the same tillage system, and similar experimental design, rate, and K source), and found a critical STK level of 0.34 meq/100g (133 ppm; 0 to 20 cm depth), representing a breakthrough in K research in Uruguay (Figure 2).

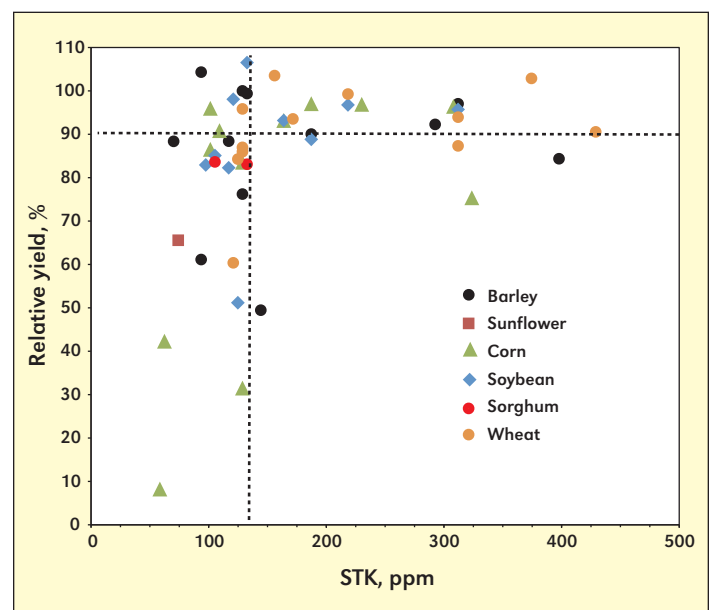


Figure 2. Relationship between relative crop yield (RY) and soil test K (STK; 0 to 20 cm) in Uruguay. Based on data of 50 field experiments. RY expressed as the percent ratio between averaged yields of check and fertilized plots (100 to 200 kg/ha of KCl). Source: Barbazán et al. (2010, 2011).

Soil K levels: Distribution and Nutrient Balances for Uruguay

Soils of Uruguay present a wide range of STK levels (Hernández et al., 1988) (Figure 3). According to the Soil Survey Guide of Uruguay (Altamirano et al., 1976), soil units covering approximately 5 M ha would have low K availability. In the typical agricultural area of western Uruguay, STK levels are medium to high.

However, agricultural scenarios of Uruguay have changed during the last two decades. Cropping systems have intensified to a current index of 1.5 crops per year (DIEA, 2010) result-

Common abbreviations and symbols: N = Nitrogen; P = phosphorus; K = potassium; KCl = potassium chloride; M = million; meq = milliequivalents; ppm = parts per million.

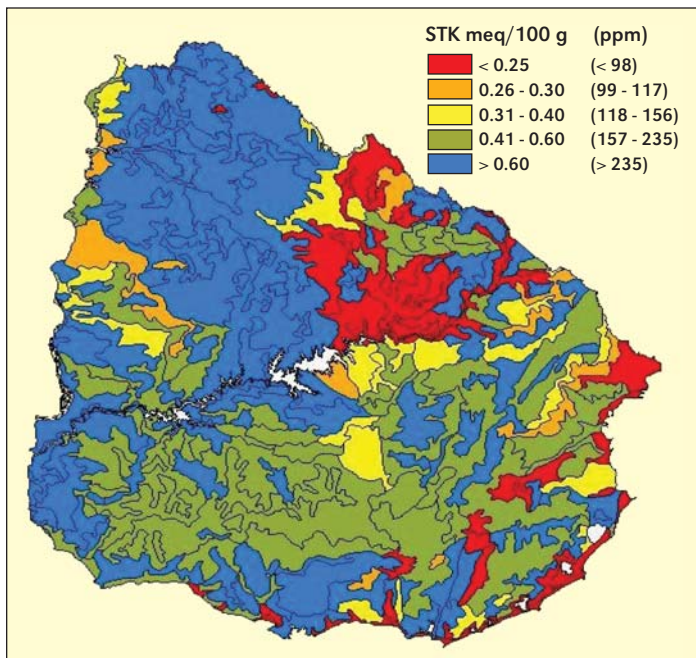


Figure 3. Soil test K (STK; 0 to 20 cm) according to the soil recognition guide of Uruguay. Scale: 1:1,000,000. From Califa and Barbazán (unpublished).

ing in significant soil K depletion. To this effect, Morón and Quincke (2010) reported that STK levels in soils under agriculture within the Department of Soriano (western agricultural

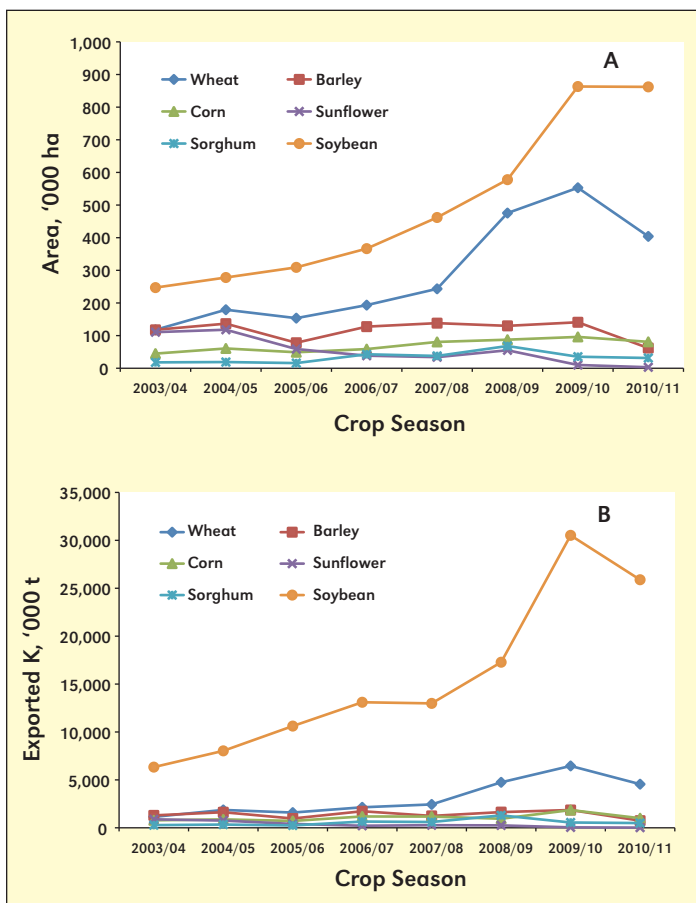


Figure 4. Cropped area (A) and exported K (B) by the six main crops in Uruguay during the 2003 to 2010 period. Based on DIEA (2010) and IPNI (2012).

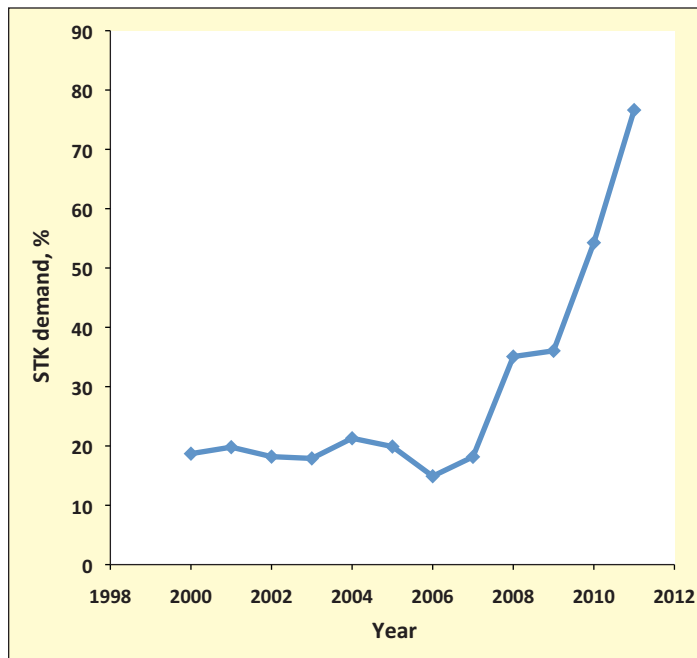


Figure 5. Evolution of soil test K (STK) demand in Uruguay. Values are expressed as a percent of total amount of samples analyzed.

area) have decreased by 40% (0 to 7.5 cm depth) and 44% (7.5 to 15 cm depth) from levels observed in the same soils without agricultural history. In addition, agriculture has expanded to marginal regions where low STK soils are already common.

The soil K balances for fields in Uruguay (application minus removal) have historically been negative due to the absence of K fertilization. Soil K removal has grown with soybean production, which currently covers about 1.0 M ha through a wide range of soils with different availability and stocks of K. As the area under soybean has increased (Figure 4), soil K balances have become more negative due to the crop's high K requirements [i.e. soybean exports for 2010 were 1.8 M t, implying a K removal of approximately 36,000 t of K_2O considering an average grain content of K (IPNI, 2012)].

Considering the large agricultural area and current fertilizer prices in Uruguay, priority must be maintained on improving our understanding of soil K dynamics in order to define research areas that are able to produce the most useful information on soil K management. Agronomists and farmers are already concerned about STK in their different regions, which is reflected by the increasing demand in soil K analysis (Figure 5).

Future research and experimentation will have to focus on the medium- and long-term relationships of K dynamics as impacted by soil mineralogy and physical properties, cropping system changes, and soil management history. The effect of crop residue quality and its management may affect K distribution with soil depth, and it should be considered by soil survey/sampling and fertilizer recommendations. These studies would be useful in developing K fertilization guidelines. Potassium use efficiency depends on the understanding of K dynamics in the soil-plant system, as well as crop and soil responses to soil fertility management. Long-term studies would greatly contribute to finding solutions to existing and anticipated problems. **DC**

Dr. Barbazan (e-mail: mbarbaz@fagro.edu.uy), Dr. del Pino, Mr. Bordoli, and Mr. Califra are with the Department of Soils and Water, Facultad de Agronomía, Montevideo, Uruguay; Mr. Boutes and Mrs. Beux are private consultants at Mercedes, Uruguay; Mr. Ernst and Mr. Mazzilli are with the Department of Crop Production, Facultad de Agronomía, Paysandu, Uruguay; Mrs. A. Garcia and Dr. Quincke are with INIA La Estanzuela, Uruguay; and Dr. F. Garcia is Regional Director, IPNI Latin America Southern Cone.

References

Almada, P. 2006. Tesis Ing. Agrónomo, Facultad de Agronomía, Montevideo, Uruguay.

Altamirano, A., H. Da Silva, A. Duran, A. Echevarria, D. Panario, and R. Puentes. 1976. Carta de Reconocimiento de Suelos del Uruguay - Tomo I: Clasificación de Suelos. MAP-DSF Montevideo. Uruguay.

Barbazán, M., M. Ferrando, and J. Zamalvide. 2007. *Agrociencia* Vol XI N° 1: 22 - 34.

Barbazán, M., C. Boutes, L. Beux, M. Bordoli, J. Cano, O. Ernst, A. García, F. García, and A. Quincke. 2010. Taller “Dinámica de las propiedades del suelo bajo diferentes usos y manejos” de la Sociedad Uruguaya de Ciencia del Suelo (SUCS) y Rama Uruguay de la International Soil and Tillage Research Organization (ISTRO Branch Uruguay). 12 al 14 de julio, Colonia, Uruguay. CD-ROM.

Boutes, C., M. Barbazán, and L. Beux. 2009. *Informaciones Agronómicas* 41: IPNI Cono Sur.

Cano, J.D., O. Ernst, and F. García. 2007. *Informaciones Agronómicas* 36:9-12. IPNI Cono Sur.

Cano, J.D., O. Ernst, and F. García. 2009. Proceedings Simposio Fertilidad 2009: Mejores prácticas de manejo para una mayor eficiencia en la nutrición de cultivos. IPNI Cono Sur – Fertilizar AC: 172-174.

Castro, J.L. 1965. Facultad de Agronomía, Univ. de la Rep. Montevideo, Uruguay.

Colombo, M. and J.R. Collares. 1982. Tesis Ing. Agrónomo, Facultad de Agronomía, Montevideo. Uruguay.

DIEA – MGAP. 2010. Anuario estadístico agropecuario 2010. <http://www.mgap.gub.uy/portal/hgxp001.aspx?7,5,352,O,S,0,MNU;E;2;16;10;6;MNU>. Verified 2 March 2012. Uruguay.

Docampo, R., M. Ferres, and D. Zooby. 1981. Tesis Ing. Agrónomo, Facultad de Agronomía, Montevideo. Uruguay.

García, A., A. Quincke, S. Pereira, and M. Díaz. 2009. Serie Actividades de Difusión N°566: 13-18.. INIA. Uruguay.

Hernández, J., O. Casanova, and J. P. Zamalvide. 1988. Boletín de Investigación No. 19. Facultad de Agronomía. Montevideo. Uruguay. 20p.

IPNI Latin America Southern Cone 2012. <http://laes.ipni.net/article/LACS-1024>. Verified 2 March 2012.

Marella, G., A. Crosa, and J. Bordaberry. 1981. Tesis Ing. Agrónomo, Facultad de Agronomía, Montevideo. Uruguay.

Moir, T.R.G. and E.E. Reynaert. 1962. Ensayos de fertilización de cultivos. Comisión Honoraria del Plan Agropecuario. Ministerio de Ganadería y Agricultura. Uruguay.

Morón, A. and W. Baethgen. 1996. Serie Técnica 73. INIA. Uruguay.

Morón, A. and A. Quincke. 2010. Serie Actividades de Difusión N°605: 5-8. INIA. Uruguay.


Oudri, N., J.L. Castro, R. Doti, and A. Sedondi de Carbonell. 1976. Ministerio de Agricultura y Pesca, Centro de Investigaciones Agrícolas “Alberto Boerger”. Dirección de Suelos y Fertilizantes. Uruguay.

Pereira, G., M. Teixeira, and A. Vercellino. 1983. Tesis Ing. Agrónomo, Facultad de Agronomía, Uruguay.

Voss, R.D. 1982. AG-65. Iowa State Univ. Coop. Extension Service. Ames, IA. USA.

New 4R Nutrient Stewardship Resources

New 4R Release ...4R Plant Nutrition Manual eBook



IPNI is pleased to announce the release of our newest educational resource in support of 4R Nutrient Stewardship ... our *4R Plant Nutrition Manual* is now available in eBook format!


This format delivers an engaging learning experience while taking advantage of tools provided for easy navigation, note taking,

bookmarking, and evaluation through short question/answers exercises. The eBook contains all the subject

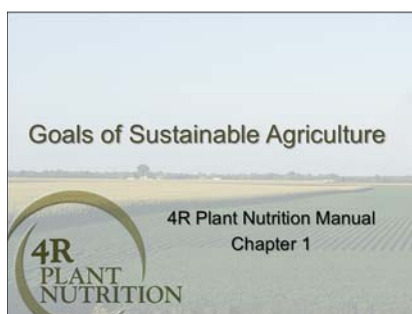
matter contained within the original hardcopy formats that IPNI released earlier in 2012. It makes a great complementary resource to the hardcopy through its interactive elements that enhance the content, and its mobile format provides easy access to the manual on the go.

For details on ordering the e-book, please visit the iTunes store at <https://itunes.apple.com/us/book/4r-plant-nutrition-manual/id518382706?mt=11> or use the following QR code:



For more details or resources on 4R Nutrient Stewardship please see our 4R web portal at <http://www.ipni.net/4R> 

4R Plant Nutrition Manual PowerPoint Collection



IPNI is also releasing a complete set of slide sets designed for use with our *4R Plant Nutrition Manual*. The set is comprised of nine individual PowerPoint presentations, which correspond to each chapter within the manual.

For more details on this 4R resource, see our 4R web portal: <http://www.ipni.net/4R>

