

Corn Fertilization in the North Central Pampas: CREA Experiments South of Santa Fe

By Alejandro Thomas, Miguel Boxler, Belisario Alvarez de Toledo, Raúl Houssay, Luciano Martín, Angel Berardo, and Fernando O. García

On-farm research conducted in southern Sante Fe and Cordoba provinces is explaining crop responsiveness to applied nutrients. Expectations for corn yield gains resulting from macronutrients and micronutrients are outlined. A preliminary critical soil sulfate-sulfur ($\text{SO}_4^{2-}\text{-S}$) value for the region's corn crop is suggested.

Nutrient management in corn has been evaluated in different soils of the Pampas, and nitrogen (N) and phosphorus (P) fertilization recommendations have been developed (Berardo et al., 2001; González Montaner and Di Napoli, 1997a,b; Sainz Rozas et al., 2000; Ruiz et al., 2001). Corn N fertilization is determined according to soil nitrate-N (NO_3^- -N) availability at planting (Ruiz et al., 2001), whereas P fertilization is based on soil and crop criteria developed in the southern area of the Pampas (Berardo et al., 2001). There is a lack of criteria for S fertilization in the region. However, in recent years, S deficiencies and responses to S fertilization have been observed in corn and other annual crops in the northern area (Cordone et al., 2001).

For the Regional Consortium of Agricultural Experimentation (CREA) region south of Santa Fe, the area planted to corn accounts for approximately 39,800 ha of the 184,500 ha in annual crops every year. The CREA region south of Santa Fe is comprised of 12 groups of 10 to 15 farmers, located in southern Santa Fe and Cordoba provinces, with the goal of developing and exchanging experiences and information on soil and crop management, farm business management, and product marketing. A network of fertilization trials was established in the 2000/01 growing season to: 1) evaluate corn response to applied N, P, S, and other nutrients such as potassium (K), magnesium (Mg), boron (B), copper (Cu), and zinc (Zn); 2) validate N and P fertilization recommendation methods; and 3) evaluate the soil $\text{SO}_4^{2-}\text{-S}$ test for S fertilization recommendation.

Eight on-farm trials were conducted by different CREA groups in 2000/01. Test soils were Argiudolls (eastern area) and Hapludolls (western area). All sites were under no-tillage management. Corn *cv.* Monsanto



At La Marta, Miguel Boxler stands between the check plot (left) and the NPS plot.

Table 1. Fertilizer treatments applied to CREA on-farm trials, 2000-01.

Treatment	Application rates, kg/ha
Control	—
PS	20 kg P + 19 kg S
NS	100 kg N + 19 kg S
NP	100 kg N + 20 kg P
NPS	100 kg N + 20 kg P + 19 kg S
Complete	NPS + 18 kg K + 10 kg Mg + 1 kg B + 2 kg Cu + 4 kg Zn

DK 696 MG was planted between September 18 and October 13 at a 70 cm row spacing. Fertilizer treatments (kg/ha) were assigned to a randomized complete block with three replications (Table 1).

All fertilizers were banded below and to the side of the seed at planting. At maturity, grain yield (14.5% moisture content) was determined by harvesting an area of 180 to 360 m².

Soil samples were taken from each experimental site prior to planting to determine soil organic matter, pH, Bray P-1, exchangeable calcium (Ca), Mg, K, and micronutrient concentrations [Cu, Zn, iron (Fe), and manganese (Mn)] at 0 to 20 cm depth; and NO₃⁻-N, SO₄²⁻-S, and borate-B (H₂BO₃⁻-B) at 0 to 20, 20 to 40, and 40 to 60 cm depth. Soil NO₃⁻-N concentration at 0 to 30 cm was also determined at V5-6 (Ritchie and Hanway, 1982) in the PS treatment. Chlorophyll meter readings (Minolta SPAD 502) were determined at V5-6 and R1 in treatments PS and NPS.

Results

Soil analysis. Soil organic matter levels and pH were within the normal ranges for soils of the region (data not shown). Nitrate-N availability at planting was generally low (< 150 kg/ha NO₃⁻-N, 0 to 60 cm), except at San Antonio where levels were 304 kg/ha. Bray P-1 concentrations were low [< 15 parts per million (ppm) P] at Balducchi, San Antonio, La Marta, and El Pilarcito, medium (15 to 25 ppm P) at La Blanca and Santo Domingo, and high (> 25 ppm P) at San Alfredo and Lambaré. Sulfate-S availability (0 to 20 cm depth) was low (<10 ppm) at four sites, and medium (10 to 15 ppm) at four sites. Concentrations of other nutrients were considered adequate for corn production according to international references.

Soil NO₃⁻-N concentrations at V5-6 (0 to 30 cm) were very low (< 12 ppm) at all sites because of plant growth and high precipitation between planting and V5-6 that leached the majority of NO₃⁻ from the 0 to 30 cm layer.

Corn grain yields and response to fertilizers. Abundant precipitation in October, November, and January reduced incidences of moisture stress and helped to produce high corn yields. Control yields varied from 5,630 kg/ha (Balducchi) to 9,680 kg/ha (Lambaré), while maximum yields from the fertilized treatments varied from 8,090 kg/ha (San Antonio) to 12,300 kg/ha (San Alfredo) (Table 2). All sites, except San Antonio, showed statistically significant differences in corn yields among treatments. The low yields and lack of response at San Antonio is not readily explainable, but are partly attributed to high soil NO₃⁻-N availability at planting (which improved the control yield) and soil degradation due to compaction.

Table 2. Corn grain yields for the six fertilization treatments in the eight experimental sites.

Treatments	Corn grain yields, kg/ha							
	La Blanca	Balducchi	San Antonio	Lambaré	Santo Domingo	La Marta	El Pilarcito	San Alfredo
Control	7,070 b ¹	5,630 b	7,690	9,680 c	7,840 b	9,080 c	6,350 c	8,280 d
PS	8,110 ab	6,090 b	7,970	10,600 b	7,560 b	10,300 bc	6,380 c	8,780 d
NS	9,000 a	7,970 a	8,090	11,800 a	9,410 a	11,100 ab	8,820 b	9,960 c
NP	8,910 a	8,090 a	7,850	11,900 a	9,410 a	12,000 a	8,760 b	10,800 bc
NPS	9,360 a	8,400 a	7,740	12,000 a	9,450 a	12,100 a	9,680 ab	11,500 ab
Complete	9,180 a	8,370 a	7,880	11,700 a	9,630 a	11,200 ab	10,000 a	12,300 a
LSD, 5%	1,450 ²	1,200	ns ³	806	548	1,200	1,060	1,130

¹ Grain yields followed by different letters in a same column are significantly different at the 5% probability level. ²Differences significant at the 10% probability level. ³ ns = No significant differences.

Figure 1. Corn yield response to N as a function of soil NO₃⁻-N availability at planting, 0 to 60 cm depth.

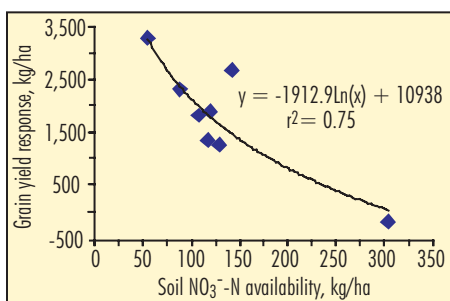
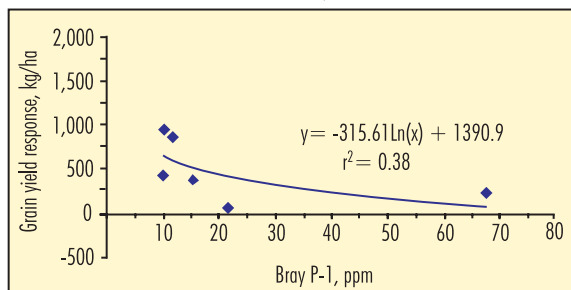


Figure 2. Corn yield response to P as a function of soil Bray P-1 at planting, 0 to 20 cm depth. The points belonging to the sites San Alfredo and San Antonio were omitted.



Corn yield response to N (NPS vs. PS) was significant at six of the eight sites, whereas the P response (NPS vs. NS) was significant at only one site (San Alfredo). Four sites showed tendencies to P response (La Marta, El Pilarcito, Balducchi, and La Blanca), and to S response (NPS vs. NP; El Pilarcito, San Alfredo, La Blanca, and Balducchi). There were no significant differences between the NPS and complete treatments, indicating that the availability of soil K, Mg, B, Cu, and Zn was sufficient for these grain yields when moisture was generally sufficient throughout the growing season.

Relationships among soil and plant variables and response to fertilizer. Nitrogen response was significantly related to soil NO₃⁻-N availability at the 0 to 60 cm depth (Figure 1). Previous research in northern Buenos Aires and southern Santa Fe provinces estimate the critical level to be 150 kg/ha NO₃⁻-N for corn grain yields of 9,000 kg/ha (Ruiz et al., 2001). The N response equation derived from these data (Figure 1) indicates an N response of 1,350 kg corn/ha for 150 kg N/ha of available soil NO₃⁻-N. The high N response may partly explain the high grain yields obtained. It should be cautioned, however, that a lack of test soils between 129 and 300 kg soil NO₃⁻-N/ha may be over emphasizing the influence of the site with the highest N fertility.

No relationship was found between N response and soil NO₃⁻-N concentration at V5-6, or chlorophyll meter readings at V5-6 (data not shown).

Grain yield response to P fertilizer was related to Bray P-1 levels except at San Alfredo and San Antonio (Figure 2). At San Alfredo, there was a high P response although the soil was high in available soil P (28 ppm Bray P-1). It is possible that the site's general low soil P status was not detected due to variability caused by previously applied P

fertilizer bands under no-tillage.

The four sites with a tendency for S response had soil $\text{SO}_4^{2-}\text{-S}$ levels lower than 10 ppm at 0 to 20 cm (Figure 3). This level may serve as a preliminary critical S level to decide S fertilizer requirements in the region. Soil $\text{SO}_4^{2-}\text{-S}$ determination to the 60 cm depth did not improve the estimation of a critical level.

Conclusions

Responses to N were significant in six of eight sites and were related to soil $\text{NO}_3^- \text{-N}$ availability at planting. Phosphorus response was significant at only one site and it was related to Bray P-1 levels. Responses to S were not significant, but a preliminary critical level of 10 ppm $\text{SO}_4^{2-}\text{-S}$ is suggested. Application of K, Mg, B, Cu, and Zn did not affect grain yields at any site. **BCI**

Mr. Thomas is with CREA Gral. Baldissera, Córdoba 20, (2650) Canals, Córdoba, e-mail: athomas@canalsnet.com.ar. Mr.Boxler is a private consultant. Mr. Alvarez de Toledo is with Region CREA South of Santa Fe. Mr. Houssay is with CREA Maria Teresa. Mr. Martín is with Agroservicios Pampeanos. Mr. Berardo is with EEA INTA-FCA Balcarce. Dr. García is Director, PPI/PPIC (INPOFOS) Southern Cone Program.

Acknowledgments

To the owners and personnel of the farms where the experiments were established. To Agroservicios Pampeanos (ASP) for the support of this project and to Monsanto Argentina for its collaboration.

References

- Berardo, A., S. Ehrh, F. Grattone, and F. García. 2001. Corn yield response to phosphorus fertilization in the southeastern Pampas. *Better Crops International* 15 (1):3-5.
- Cordone, G., F. Martínez, J. Capurro, and R. Abrate. 2001. Fertilización de maíz con nitrógeno y azufre en el centro-sur de la provincia de Santa Fe. VII Congreso Nacional de Maíz. AIANBA. Pergamino, Buenos Aires, Argentina.
- González Montaner, J. and M. Di Napoli. 1997a. Respuestas a nitrógeno del cultivo de maíz en el sur de la provincia de Santa Fe. Actas VI Congreso Nacional de Maíz. AIANBA. Pergamino, Buenos Aires, Argentina.
- González Montaner, J. and M. Di Napoli. 1997b. Respuesta a P, cal, S, K, y Zn del cultivo de maíz en el sur de la provincia de Santa Fe. Actas VI Congreso Nacional de Maíz. AIANBA. Pergamino, Buenos Aires, Argentina.
- Ritchie, S. and J. Hanway. 1982. How a corn plant develops. Special Report No. 48. Iowa State University. USA.
- Ruiz, R., E. Satorre, G. Maddoni, J. Carcova, and M. Otegui. 2001. Umbrales de decisión para la fertilización nitrogenada en maíz. VII Congreso Nacional de Maíz. AIANBA. Pergamino, Buenos Aires, Argentina.
- Sainz Rozas, H., H. Echeverría, G. Studdert, and G. Dominguez. 2000. Evaluation of the presidedress soil nitrogen test for no-tillage maize fertilized at planting. *Agron. J.* 92:1176-1183.

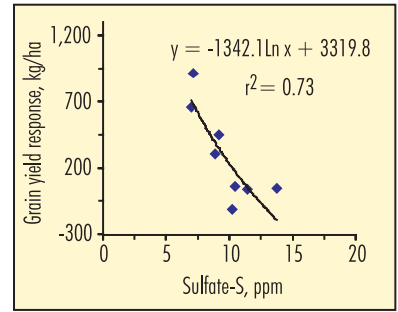


Figure 3. Corn yield response to S as a function of soil $\text{SO}_4^{2-}\text{-S}$ concentration at planting, 0 to 20 cm depth.